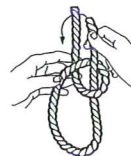


# LEARN TO TIE THESE USEFUL BOATING KNOTS. IT'S FUN!

The **Bowline** holds tight and comes apart easily.

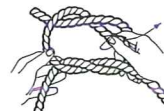

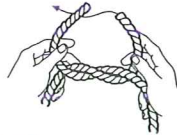
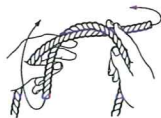


Out of the hole

Around the tree

Back into the hole

The **Reef Knot** (a.k.a. Square Knot) ties two lines together.

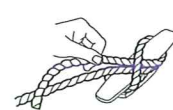
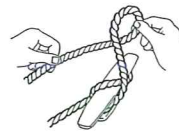
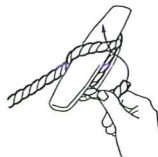
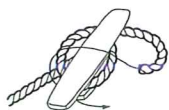


Over and under

Under and over

Square up the ends

The **Horn Cleat Hitch** keeps your boat securely tied.



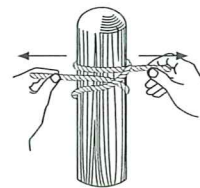
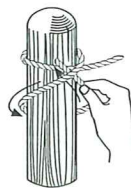
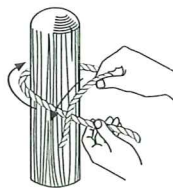
Around under

Over and under

Make a loop

Pull it snug

The **Clove Hitch** easily ties your boat temporarily to a piling.



Around piling

Around again and back through

Pull tight